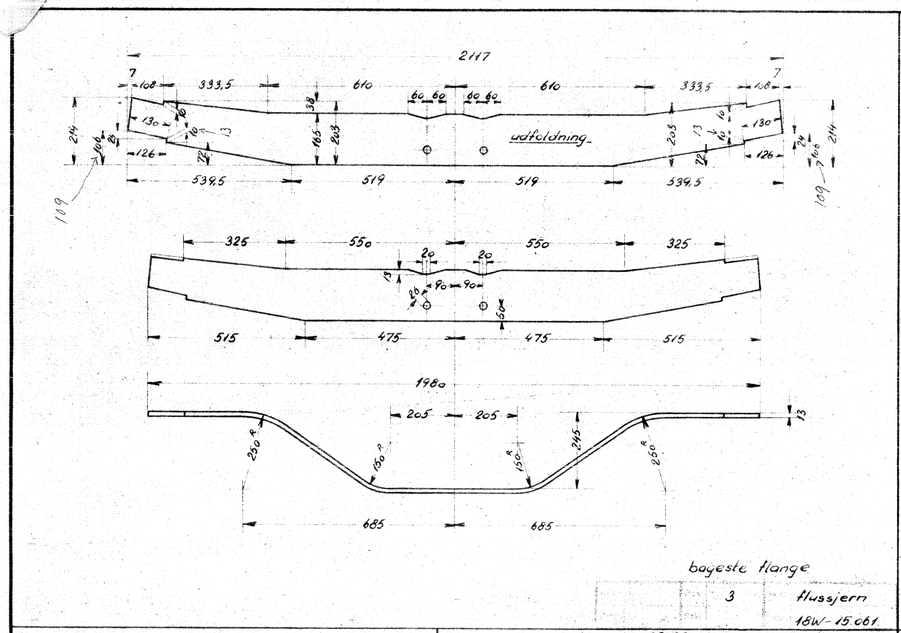

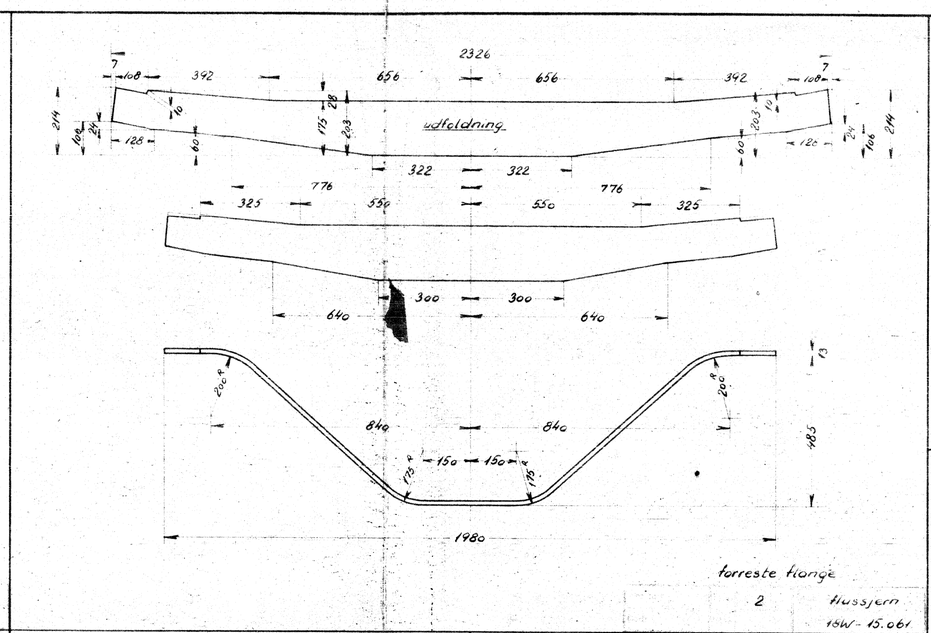

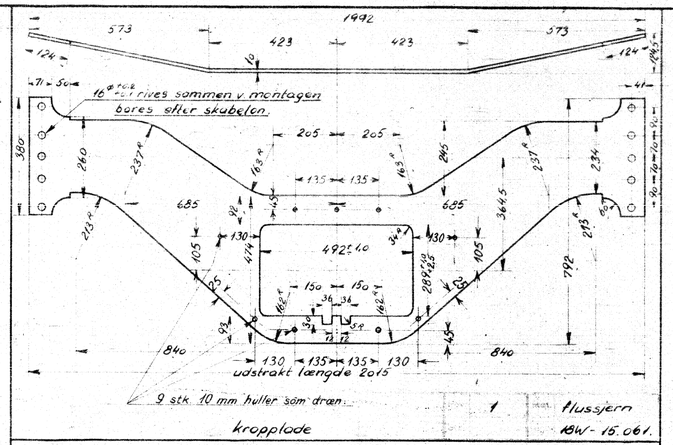

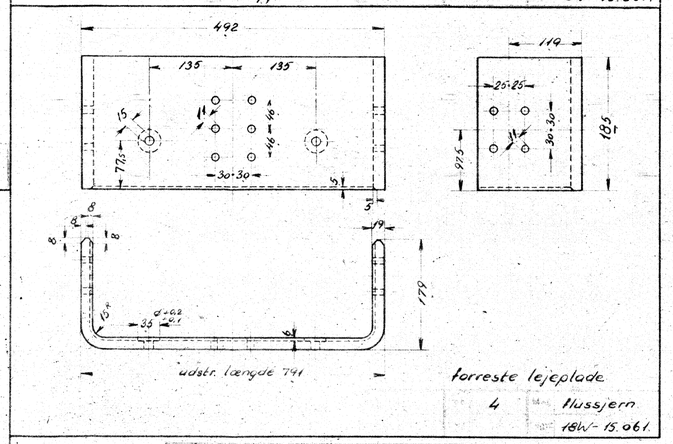

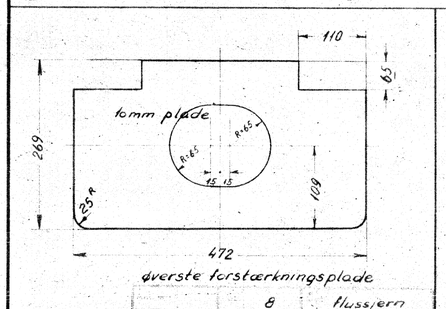

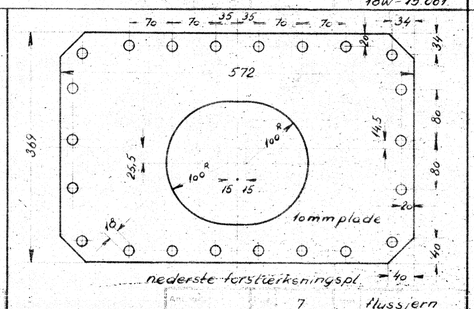

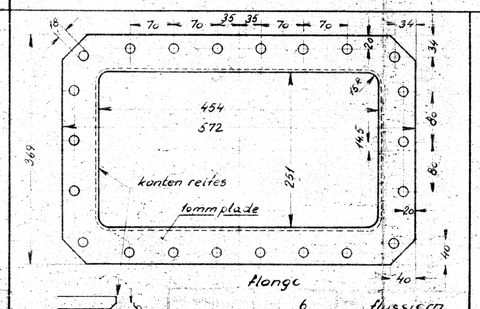

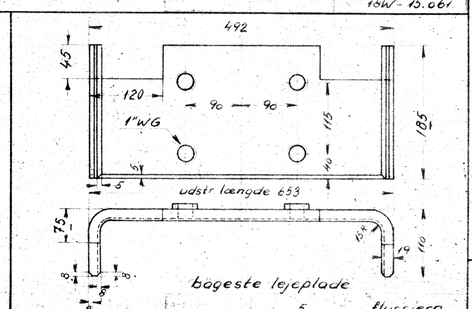

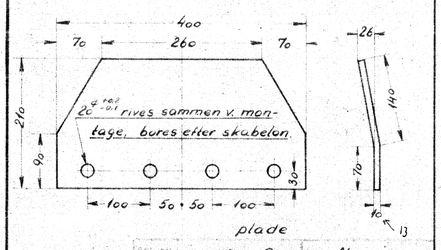

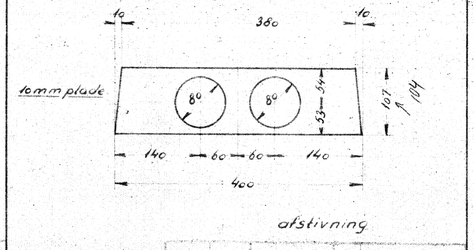

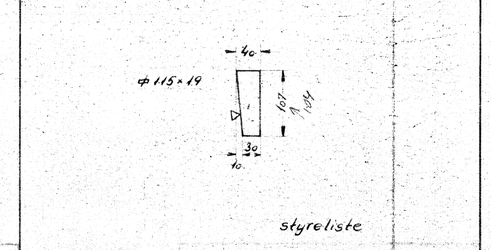

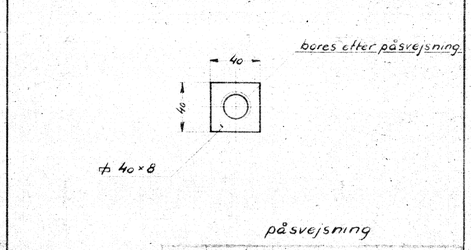

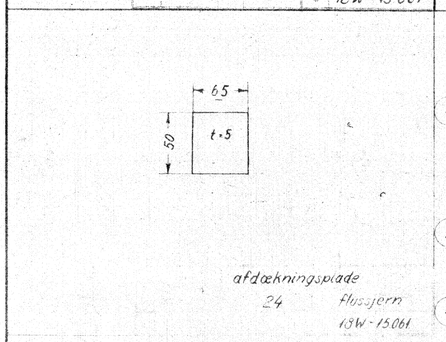

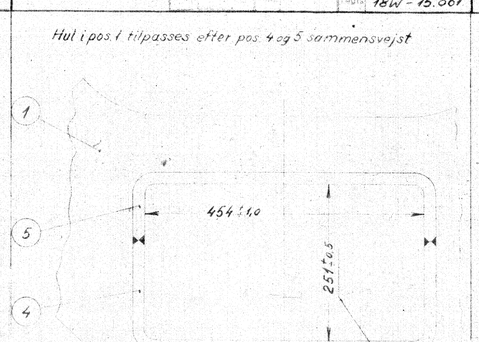

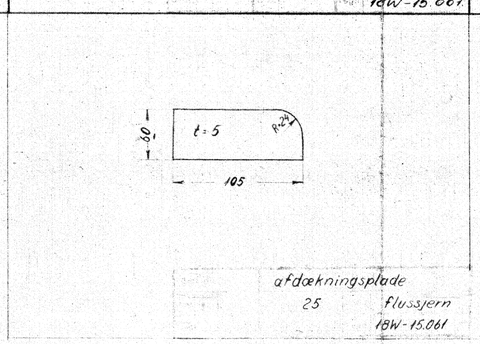

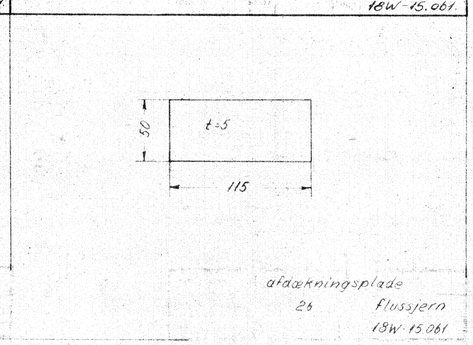

ang udskæring af 2stk arbejdshuller i pos 1 se tegn 18W-15.060

Pos.-nr henviser til tegn nr 18W-15.060

Stk.	Betegnelse	Pos.	Materiale kvalitet	Model nr. eller materialestørrelse	cd.	Vægt pr. stk.
2	afdækningsplade	26	st 37	130×125×5		
2	— —	25	"	115×140×5		
2	afdækningsplade	24	st 37	120×75×5		
22	fjederskive 5/8"	23	stål	magasin		
22	sort bolt 5/8"×40	22	st 37	"		
8	skrå underlagsskive for L-jern til 3/4" bolte	21	"	magasin		
4	sikringsblik	20	"	fj. 32×1.125×740		
2	"	19	"	fj. 45×1.25×610		
8	" 3/4"	18	"	magasin		
10	sikringsblik 5/8"	17	st. 37.	"		
8	sort metrik 3/4" WG	16	st. 34	"		
10	sort metrik 5/8" WG	15	"	magasin		
8	posbolt 20 +0.0 −0.1 × 72 n bl. 246	14	"	bkt. 32 N.V.×720		
10	posbolt 16 +0.0 −0.1 × 40, n bl. 246	13	st. 34	bkt. 27 N.V.×560		
4	påsvejsning	12	st. 37.	fj. 40×8×190		
4	styreliste	11	"	fj. 115×14×190		
2	afstivning	10	"	410×230×10		
2	plade	9	"	820×220×10		
1	forstærkningsplade, øverste	8	"	480×280×10		
1	forstærkningsplade, nederste	7	"	585×360×10		
1	flange	6	"	585×380×10		
1	lejeplade, bageste	5	"	625×225×19		
1	lejeplade, forreste	4	"	800×225×19		
1	flange, bageste	3	"	2120×220×13		
1	flange, forreste	2	"	2335×220×13		
1	kropplade	1	st. 37	2025×800×10		

Tegn. H.M.P. 11/4 50 Rev. J.E.M. 10-5-50 Rev. — Ref.
Kalk. T.W. 9-4-51 Rev. J.B. 13-4-51 Date.

Dato — Rettelse — Initialer
11/4 51. pos. 1, 2 og 3 ændret ved enderne — a
20/8 51. 9 stk. 10 mm huller som dræn tilføjet på pos. 1. Ftl. — b
4/1-53 pos 1, 4, 5 og 8 ændret pos 24 og 26 tilf. — c

Hovedbetegnelse: Diesel-el 500/550hk motorvogn.

Stykliste nr. 6894.

Tegningens betegnelse: Hoveddele til bolsterstykke i maskinenden.

Tegningens nummer: 18W – 15.061.

Indeks: a b c d

Målestok 1:10, 1:5, 1:25

FRICHS

8/1. 53. EJ.
9. pos. 2, 3 og 9 – 11 ændret.
2 pos. 12 tilføjet. Ftl. 35 EJ. MO